



Grits & Tories Tied, NDP Up

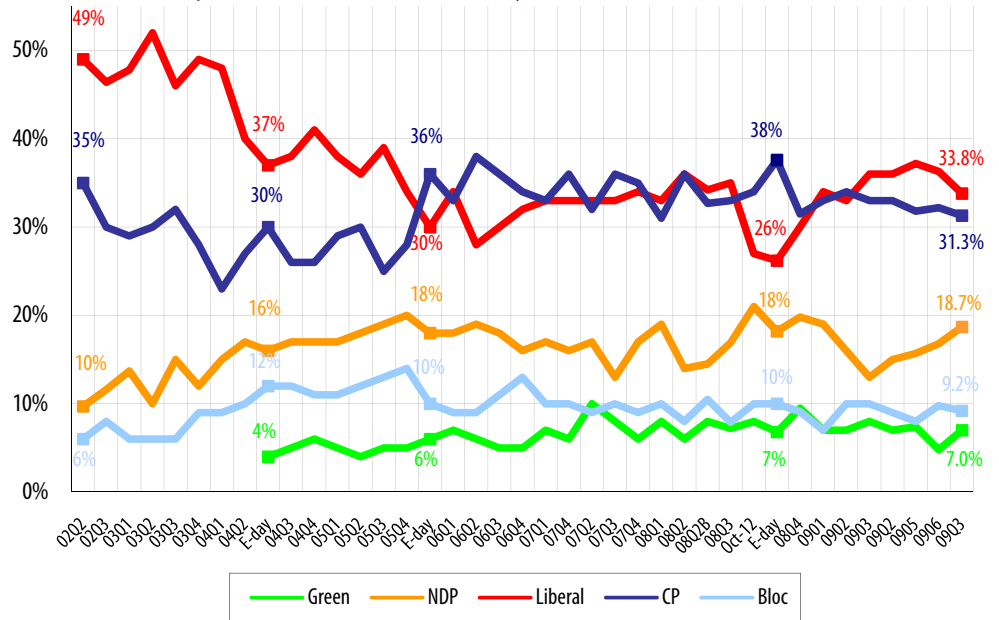
METHODOLOGY

To follow is a review of the latest Nanos national random telephone survey of 1,002 Canadians 18 years of age and older. It was completed between July 30th and August 2nd, 2009. The statistics of a random sample of 1,002 respondents are accurate to within 3.1%, for 845 committed voters, it is accurate to within 3.4%, plus or minus, 19 times out of 20.

Results for 200906 are from a random telephone survey of 1,004 Canadians conducted between June 17th and June 21st, 2009.

The research was registered with the Marketing Research and Intelligence Association of which Nanos is a Gold Seal Corporate member.

QUESTION: For those parties you would consider voting for federally, could you please rank your top two current local preferences? (Committed voters only - First Preference)



REGIONAL BALLOT

Committed Voters (%)**	Canada		Atlantic Canada*		Quebec		Ontario		Prairies		British Columbia	
	200906	2009Q3	200906	2009Q3	200906	2009Q3	200906	2009Q3	200906	2009Q3	200906	2009Q3
	(n=781)	(n=845)	(n=79)	(n=78)	(n=202)	(n=218)	(n=233)	(n=260)	(n=158)	(n=169)	(n=108)	(n=120)
	%	%	%	%	%	%	%	%	%	%	%	%
Liberal	36.3	33.8	45.6	39.0	35.4	34.1	40.9	38.4	26.2	23.8	36.4	34.1
Conservative	32.2	31.3	19.1	31.5	14.0	13.1	42.4	35.0	48.2	48.0	30.4	32.3
NDP	16.8	18.7	31.8	27.7	10.8	14.5	11.5	17.3	19.8	19.1	24.0	22.6
BQ	9.8	9.2	-	-	38.0	35.8	-	-	-	-	-	-
Green	4.8	7.0	3.5	1.7	1.8	2.4	5.2	9.2	5.8	9.1	9.2	11.1
Accuracy	±3.5	±3.4	±11.2	±11.3	±7.0	±6.7	±6.5	±6.2	±7.9	±7.6	±9.6	±9.1
Undecided	22.2	15.7	20.3	18.8	20.3	15.5	22.5	14.7	21.0	17.6	27.7	13.3

* small sample – readers should exercise caution.

** due to rounding percentages may not add up to 100

Media inquiries should be directed to: Nik Nanos at nnanos@nanosresearch.com or (613) 234-4666 x237. Visit the Nanos website to sign up for instant email updates at www.nanosresearch.com.



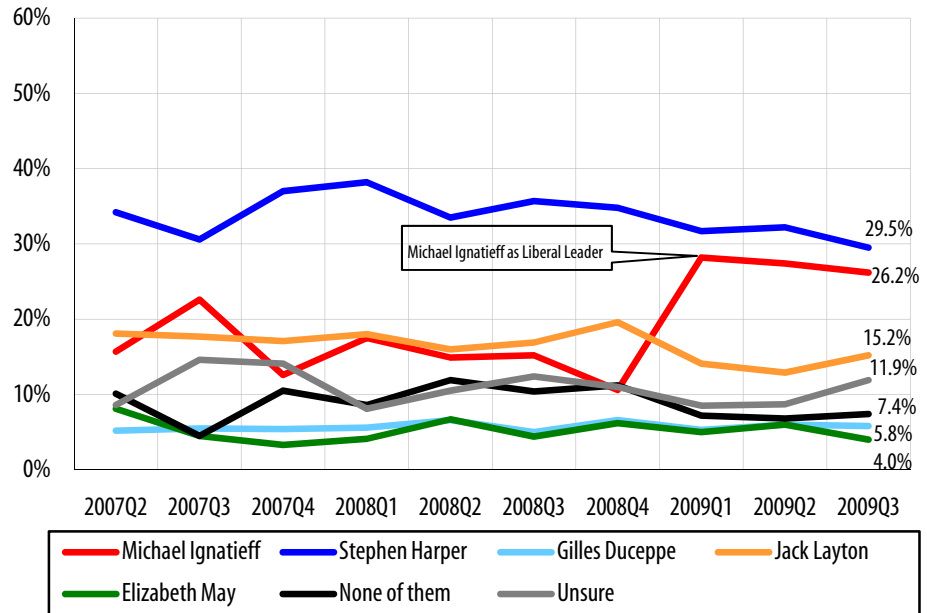
Harper slightly ahead of Ignatieff as best PM

METHODOLOGY

Between July 30th and August 2nd, 2009, Nanos Research conducted a random telephone survey of 1,002 Canadians 18 years of age and older. A random telephone survey of 1,002 Canadians is accurate plus or minus 3.1%, 19 times out of 20. Margins of accuracy are wider for subgroup samples. Readers should note that the data was weighted for gender and age to match the Canadian census results. Results should be considered representative of the Canadian population

Results for 2009Q2 are from a random telephone survey of 1,001 Canadians conducted between April 25th and April 30th, 2009. The research was registered with the Marketing Research and Intelligence Association of which Nanos is a Gold Seal Corporate Member.

QUESTION: Of the following individuals, who do you think would make the best Prime Minister? [Rotate]



Responses (%) **	Canada		Atlantic*		Quebec		Ontario		Prairies		West	
	2009Q2	2009Q3	2009Q2	2009Q3	2009Q2	2009Q3	2009Q2	2009Q3	2009Q2	2009Q3	2009Q2	2009Q3
	(n=1001)	(n=1002)	(n=101)	(n=96)	(n=244)	(n=258)	(n=302)	(n=305)	(n=210)	(n=205)	(n=143)	(n=139)
	%	%	%	%	%	%	%	%	%	%	%	%
Stephen Harper	32.2	29.5	19.5	32.3	15.1	16.2	40.9	29.4	48.0	40.2	29.1	36.9
Michael Ignatieff	27.4	26.2	31.2	23.0	35.4	29.6	25.0	31.3	17.4	19.2	30.4	21.3
Jack Layton	12.9	15.2	17.4	19.9	14.0	18.4	10.6	12.6	10.3	13.8	16.5	13.6
Gilles Duceppe	6.0	5.8	3.3	1.2	20.7	19.2	0.5	0.9	1.3	-	1.5	3.3
Elizabeth May	6.0	4.0	6.8	2.9	3.1	1.4	6.5	4.7	5.5	6.5	10.1	4.5
None of them	6.8	7.4	7.3	7.1	3.0	6.8	8.6	10.0	9.4	3.9	5.0	8.1
Unsure	8.7	11.9	14.5	13.6	8.5	8.4	7.9	11.1	8.0	16.4	7.4	12.3
Accuracy	±3.1	±3.1	±9.9	±10.2	±6.4	±6.2	±5.7	±5.7	±6.9	±6.9	±8.3	±8.4

*Note: Small sample – readers should exercise caution.
 **Percentages may not add up to 100 due to rounding

Media inquiries should be directed to: Nik Nanos at nnanos@nanosresearch.com or (613) 234-4666 x237. Visit the Nanos website to sign up for instant email updates at www.nanosresearch.com.



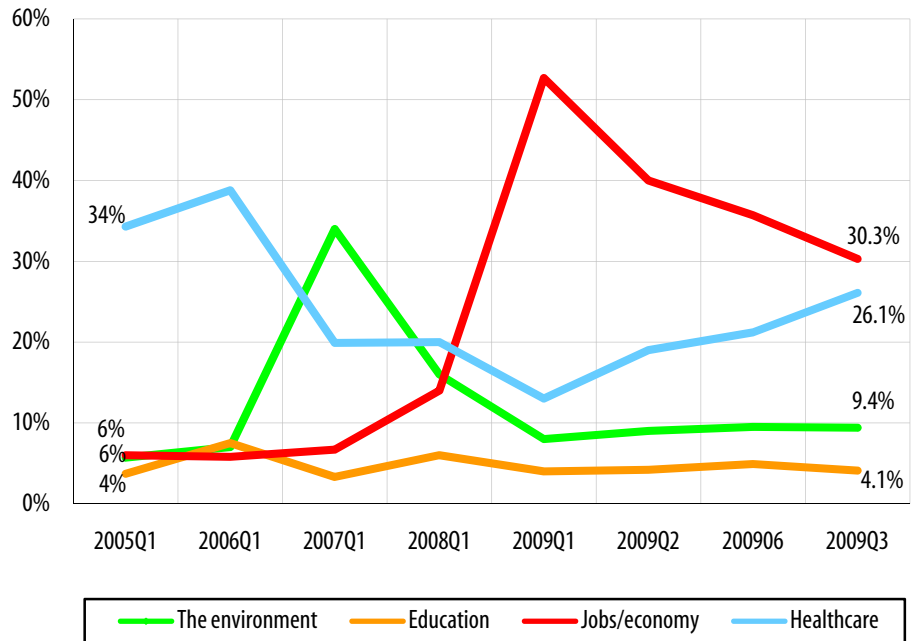
Concern over economy continues to slide

METHODOLOGY

Between July 30th and August 2nd, 2009, Nanos Research conducted a random telephone survey of 1,002 Canadians 18 years of age and older. A random telephone survey of 1,002 Canadians is accurate plus or minus 3.1 percentage points, 19 times out of 20. Margins of accuracy are wider for subgroup samples. Readers should note that the data was weighted for gender and age to match the Canadian census results. Results should be considered representative of the Canadian population. Results may not add up to 100% due to rounding.

The research was registered with the Marketing Research and Intelligence Association of which Nanos is a Gold Seal Corporate Member.

QUESTION: What is your most important NATIONAL issue of concern? [unprompted]



TOP ISSUES – 30 DAY CHANGE

Responses (%) **	200906	2009Q3	Change
	(n=1,004)	(n=1,002)	
	%	%	
Jobs/economy	35.7	30.3	- 5.4
Healthcare	21.2	26.1	+4.9
The environment	9.5	9.4	- 0.1
Education	4.9	4.1	- 0.8
Unsure	11.9	12.5	+0.6

**Percentages may not add up to 100 due to rounding

Media inquiries should be directed to: Nik Nanos at nnanos@nanosresearch.com or (613) 234-4666 x237. Visit the Nanos website to sign up for instant email updates at www.nanosresearch.com.



NANOS

trusted insight and strategy


NANOS RESEARCH GROUP

Ottawa • Toronto • Montreal • Calgary • Vancouver • Halifax



The Nanos Approach

At Nanos Research, we are experts at helping public-facing companies and organizations connect with the “hearts and minds” of customers or the general public. Our advantage comes from over 20 years experience in understanding the numbers and building upon them to provide strategic insight and intelligence in support of our clients’ business, marketing, public affairs and communications needs.



Getting Started

At Nanos, we believe that small steps can lead to large insights. We are regularly in the field with a national omnibus surveys. We’ll sit down with you to learn about your challenges and work on your challenge together. The results can be used to conduct a strategic assessment of your current challenge or can be the basis of a broader mission plan for you to achieve your market or mind share objectives.

The Right Solution for the Right Job

- Strategy Retainer
- Strategic Assessment
- Telephone Surveys
- Online Surveys
- eDeliberative Polling and Online Dialogue
- Focus Groups
- Elite in-depth interviews
- Mystery Shopping
- Management Consulting



A Trusted Source

Our team is headed by Nik Nanos, a leader in the market and public opinion research industry recognized for the quality of his work, the insightfulness of his counsel and his professional integrity. Media organizations regularly call upon Nik Nanos and Nanos Research to capture the public pulse and analyze complex issues.



The Nanos Research Group

Our group of companies is a national team of like-minded research professionals and organizations bound by a common commitment to quality research, quality service and superior research outcomes.



Contact us today for your next research or strategy project.

John Nanos, Senior Vice President
North America Toll-free 1(888) 737-5505 ext.223
(416) 493-1965 ext. 223
jnanos@nanosresearch.com