

Majorities in Canada and the US support greater co-operation

Nanos-UB - Four year tracking study on Canada-US relations released

Ottawa, February 19, 2009 – On the eve of Barack Obama’s first visit to Canada as President of the United States, a new four-year tracking study by Nanos Research and The State University of New York at Buffalo conducted between 2005 and 2008 shows that the Canada US relationship remains strong. The double survey of over 1,000 Americans and 1,000 Canadians, conducted each year, showed majority agreement on a range of issues from an integrated energy policy, border co-operation and co-operation on national security issues. However, Americans were more likely to perceive that they had closer business values with Japan than with Canada.

“Tracking shows that the Canada US relationship remains stable on a number of important measures. One significant improvement arose in Canadians’ perceptions of the US in terms of human rights, which was likely in anticipation of the end of the Bush administration,” says Nanos President, Nik Nanos. In 2007, only 24 % of Canadians felt that the U.S. was the closest country, in terms of human rights, to Canada. In 2008, that number nearly doubled to 44%. Americans also felt slightly more in line with Canadian human rights values, jumping from 44% in 2007 to 49% in 2008.

Despite the fact that 59% of Canadians identify the United States as the country with the closest business values to Canada, Canada (20%) remains 3rd in the eyes of Americans, behind Japan (31%) and the United Kingdom (22%) with the Chinese not far behind (18%).

However, despite the difference in business values perceptions, Canadians and Americans were in agreement over which countries presented potential threats at the border. Both countries ranked China and Mexico number one and two respectively, as the countries where border officials should thoroughly inspect shipping containers and question visitors. In terms of national security, 68% of Americans wanted much closer or somewhat closer cooperation with Canadians while just over half of Canadians felt the same way. Both Americans and Canadians were in favour of much closer or somewhat closer cooperation on border security, anti-terrorism measures, and are overwhelmingly in agreement on an integrated energy policy that would eliminate dependence on the need for Middle East Oil.

Other research findings included:

- Canadians were more likely to be suspicious of American goods and people crossing the Canadian border than Americans were of Canadian goods and people crossing the U.S. border;
- The United Kingdom score among Americans on many measures could be a result of the “good ally halo effect”; and,
- Canadians’ weariness of Chinese imports nearly doubled from 2006 (28%) to 2007 (47%) and remained high in 2008 (42%).

Nanos Research, in partnership with the State University of New York at Buffalo has embarked on a co-operative research initiative known as Nanos-UB North American Monitor. Two national representative surveys are completed each year. The most recent wave was conducted between August 11th and August 14th, 2008 surveying 1,073 Canadians and 1,096 Americans, 18 years of age and older. The results are representative of the populations in both Canada and the United States.

For a detailed review of the survey tables, please visit the Nanos Research website at <http://www.nanosresearch.com>.

For further information: Mr. Nik Nanos, Nanos Research (613) 234-4666 ext. 237 or nnanos@nanosresearch.com



Tracking the Public Dimension of Canadian-American Relations

Looking Back Over Four Years of the
“Nanos-UB North American Monitor”
2005 to 2008

Munroe Eagles and Nik Nanos
Released 2009



Geography has made us neighbors. History has made us friends. Economics has made us partners. And necessity has made us allies. Those whom nature hath so joined together, let no man put asunder.

President Kennedy
Address to Canadian Parliament
May 17, 1961

The relationship between Canada and the United States is perhaps the most intense and complex international connection the world has ever known. A 5,000 mile shared border, common historical origins, similar cultures and social norms, and the largest two-way trade relation in the world, all contribute to the depth, breadth, and intimacy of Canadian-American relations. These factors all ensure that our destinies are inextricably intertwined.

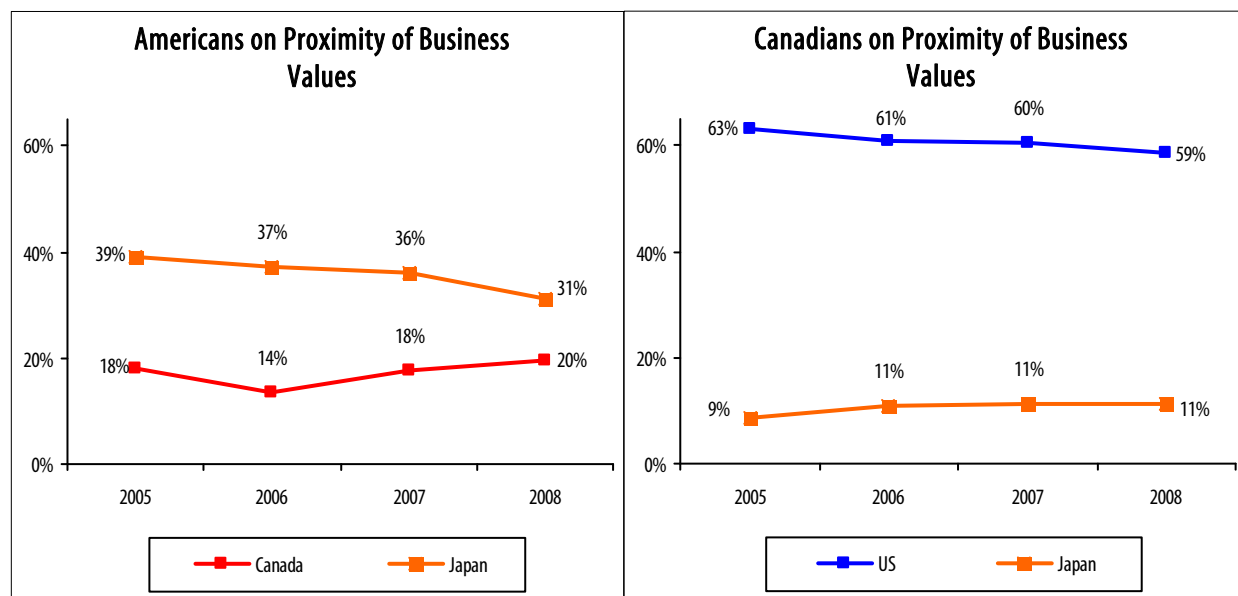
Despite the obvious significance of the bilateral Canadian-American relationship, remarkably little effort has been forthcoming to monitor its public pulse. As a result, beyond what occasional *ad hoc* opinion surveys can reveal, we know relatively little about how Canadian and American publics feel about the relationship and about how it is unfolding over time. To redress this, in 2005 a unique partnership between *Nanos Research*, one of North America’s premier public opinion research firms, and the **University at Buffalo – The State University of New York**, was forged to conduct parallel surveys of representative samples of Canadians and Americans designed to elicit on an annual basis their impressions of the state of the bi-national relationship.¹ We review here some of the key patterns we have uncovered in the first four years of the project.

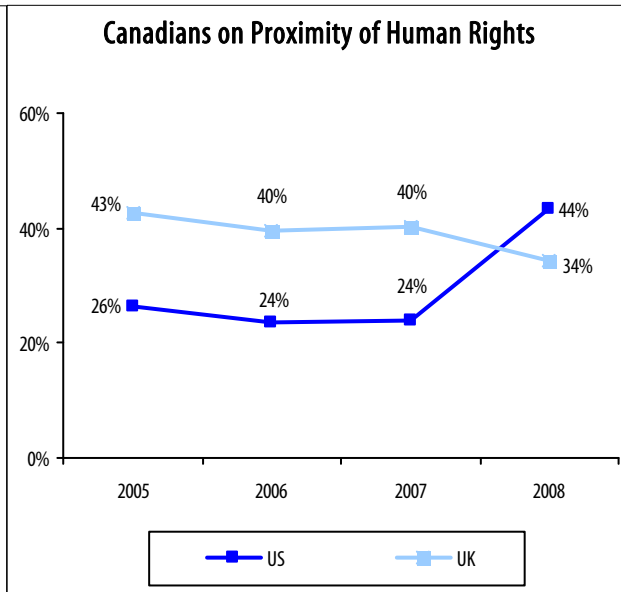
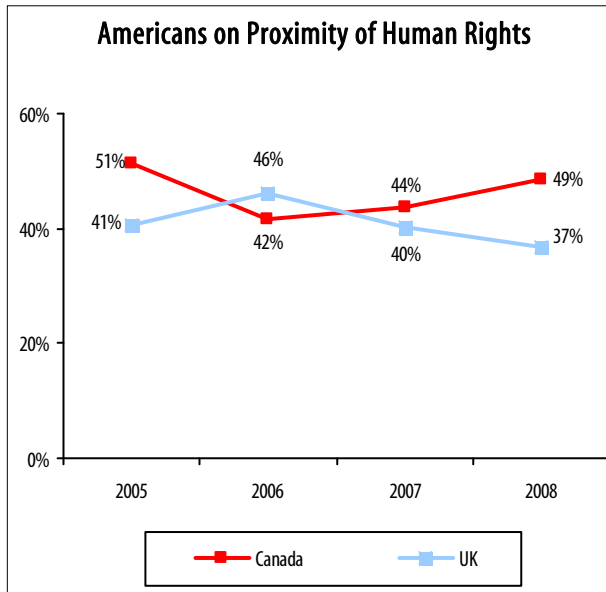
Human Rights, Family Values and Business Values – How Close Are We?

Perhaps the most basic questions we address concern the sentiments of proximity and distance that Canadians and

Americans hold toward one another. To get an impression of the relative perception of closeness among Canadians and Americans, we asked respondents to rate the country that they felt closest to on human rights, family values, and business values. Of course the Canadian-American relationship does not exist in a vacuum, so it is important to consider that for some respondents other countries may be considered closer to their own than either Canada or the US. To take this possibility into account, our questioning made all seven of the largest trading partners available as options (in addition to Canada/US, these countries are Britain, France, Germany, Japan, China, and Mexico).

The responses we have obtained to these questions are more or less constant over the four years, suggesting that the measures tap relatively enduring and deeply held perceptions of closeness and distance. These data confirm our intuition that Canadians and Americans tend to feel close to one another, but they also provide evidence of some strong sentiments about other trading partners. For example, American respondents selected Canada and Britain with almost the same frequency as being closest to themselves when thinking about family values and human rights. On closeness in terms of business values, however, the country consistently chosen by American respondents most frequently was Japan. On this measure, Canada finished a relatively distant third after Britain (and narrowly ahead of China). For Americans, at least, the intensity of economic ties has not produced a popular sense of an emergent continental business culture.

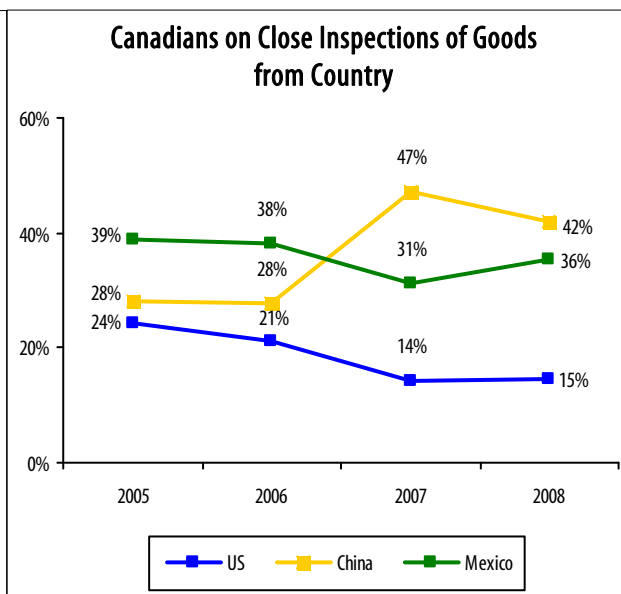
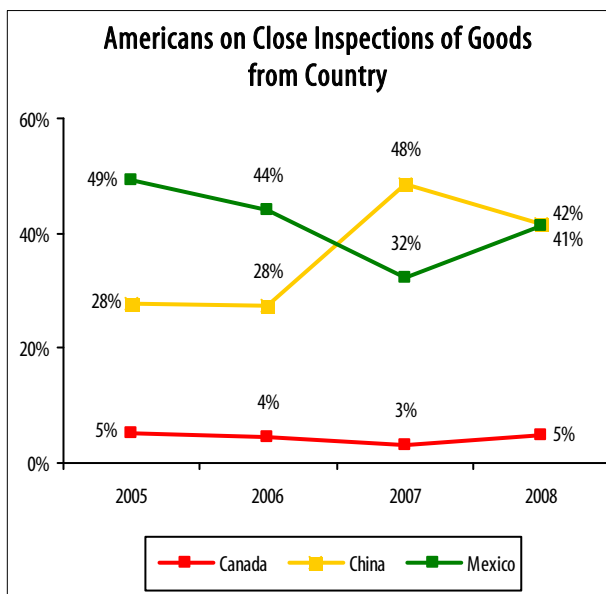




Relatively greater evidence of this was forthcoming in our Canadian surveys. In contrast to Americans, and more in line with the tight economic ties across the border, roughly 6 in 10 Canadians in each of the four years chose the US as being closest to Canada in terms of business values. The US was also the most frequent choice among Canadians when thinking about family values (with about 4 in 10 selecting the US as the closest). In terms of human rights, as the Bush administration drew to an end, there was a dramatic shift in perceptions of Canadians on the US. In 2007, only 24% of Canadians felt that the US was the closest country, in terms of human rights, to Canada. In 2008, that number nearly doubled to 44%.

Policing the Border – Inspecting Goods and People Entering the Country

Another way of exploring sentiments of proximity and difference is to focus on the perception of threat arising from particular interactions across the border. Specifically, how do Canadians and Americans feel about goods and people entering from the other country as compared to goods and people entering from the other major trading partners? If the questions of closeness reflect deep-seated sentiments of proximity and difference, the challenges of protecting citizens by regulating the flow of goods and people entering the country is likely to be more responsive



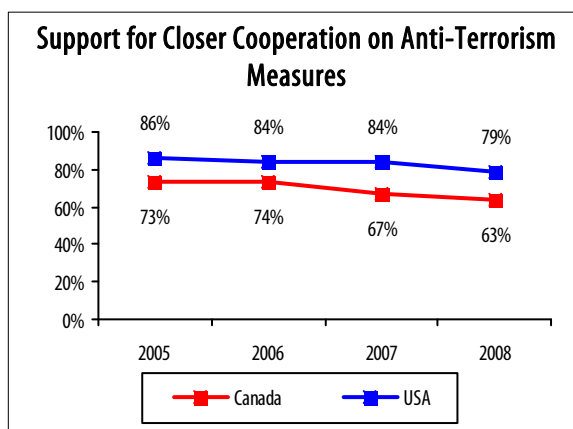
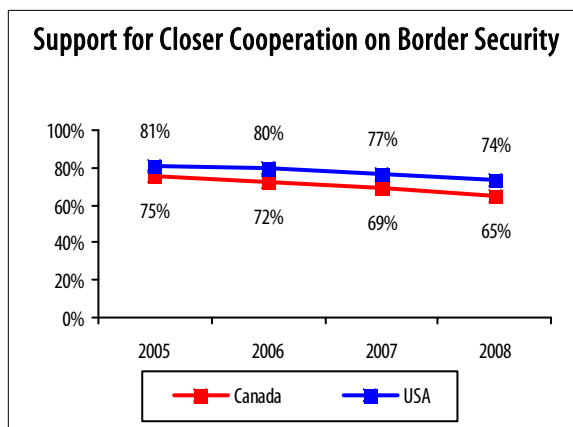
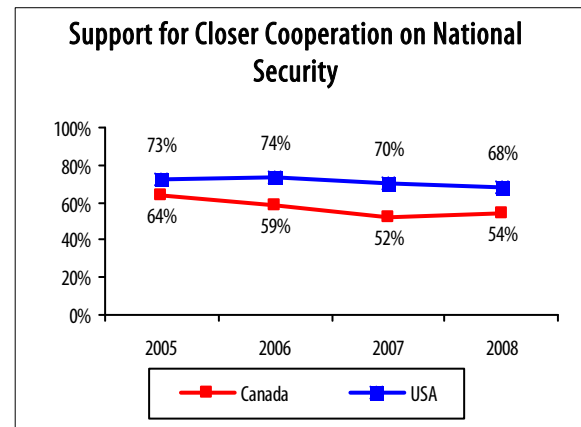
to short-term developments. To address this aspect of Canadian-American relations, we asked respondents in each country to identify the source country of those shipments and people that should be singled out for close inspection or questioning when they arrive at the border.

Several interesting Canadian-American commonalities and differences emerge from this perspective. Illustrating a common perception of heightened threat, the source countries most frequently singled out as calling for close examination of both goods and people are Mexico and China. Reflecting widespread concerns prominently in the Canadian and American media in 2007 about product safety of imported goods from China, this country displaced Mexico as the most frequently mentioned country requiring the close inspection of goods (though not of persons) in the most recent survey. Almost half of respondents in both countries saw goods from China as posing the biggest threat in 2007, up from just over a quarter in the preceding two years.

With respect to travelers seeking to gain entry into Canada or the United States, given the longstanding problem of illegal immigration along the southern US border, it is not surprising to find that American respondents were more suspicious of people arriving from Mexico than were Canadians. Less expected, however, was the finding that Canadians are almost three times as likely to be most wary of visitors from the United States than Americans were of Canadians. In all likelihood, this difference reflects the greater exposure of Canadians, roughly 90% of whom live within an hours' drive of the border, to American visitors, as well as to media reports of the cross-border traffic in guns and drugs. For a small minority of Canadians, geographic proximity to Americans seems to foster a sense of vulnerability.

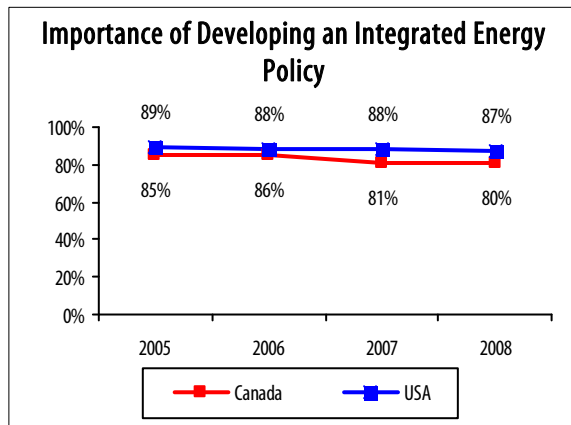
Cooperating Across the Border

In some important respects, sharing a continent has facilitated the identification of common interests and objectives. Beyond the more general orientations discussed above, we are interested in tracking support for more specific cooperative initiatives between the United States and Canada. For example, May 2008 marked the 50th anniversary of seamless collaboration on continental air defense through the North American Aerospace Defense Command (NORAD). Strains have, however, entered the bilateral relationship following the terrorist



attacks on the United States in September 2001, and particularly after Canada's 2003 decision not to join the "coalition of the willing" in the ensuing war in Iraq.

To monitor support for closer cooperation between Canadians and Americans, we asked respondents in each



country how they felt about initiatives in the areas of national security, anti-terrorism measures, border security, and energy. Majorities – and in most cases substantial majorities - in each country are in support of closer cooperation on all of these files. The one partial exception concerns the case of Canadian support for closer cooperation on National Security. Here it seems likely that perceptions of the Iraq war, never popular among Canadians, have deteriorated over the 2005-08 period. Perhaps fearful of being drawn into this quagmire, in our last wave of surveying only just over half of Canadians wanted any closer cooperation on security.

While substantial public support exists on both sides of the border for closer cooperation on all other fronts (we will consider measures to strengthen specifically economic ties in the next section), it is generally true that American respondents are more positively disposed to closer ties than are Canadians. There is some evidence, however, that levels of support for closer cooperation are diminishing slightly in both countries over the four-year period.

Keeping an Eye on Future Developments

As developments on the continental stage continue over the years to come, our *Nanos-UB North American Monitor* will expand our understanding of trends in the orientations of Canadians and Americans toward their relationship. The processes responsible for broadening and intensifying our lives and linkages as citizens of an increasingly interdependent continent are too significant to proceed unmonitored at the level of citizens. With each successive year of polling, our *Monitor* will afford us with a critically important measure of the public state of the bi-national relationship. Armed with this developing understanding, stakeholders on both sides of the border

can take decisions that are shaped by, and consistent with, the broader climate of opinion in this area.

Munroe Eagles is a Professor of Political Science and Director of the Canadian Studies Academic Program at the University at Buffalo – State University of New York.

Nik Nanos is CEO of Nanos Research, Ottawa, Ontario, and Research Associate Professor of Canadian Studies at the University at Buffalo – State University of New York at Buffalo.

The project, and the innovative funding model that sustains it, was initiated by Daniel Kolundzic, Academic Relations Officer at the Consulate General of Canada, Buffalo, NY. We are very grateful for his encouragement and invaluable assistance in launching this collaboration.

¹ Full details of the surveys, precise question wordings, and a more detailed breakdown of responses, can be found at: <http://www.nanos-ub.buffalo.edu/index.shtml>.

NORTH AMERICAN MONITOR

Tracking perceptions on US-Canada relations

OPINIONS OF CANADIANS



		Question - Canada should follow its own interests, even if this leads to conflict with other nations?						
		Total	Strongly agree	Agree	Neither agree nor disagree	Disagree	Strongly disagree	Can't choose
		Responses	Percentage	Percentage	Percentage	Percentage	Percentage	Percentage
Canada	2008	1073	15.9	39.2	21.7	15.8	4.7	2.7
	2007	1081	17.9	39.8	20.6	14.9	5.2	1.6
	2006	1055	24.3	37.1	19.0	13.4	3.4	2.9
	2005	1103	21.8	39.3	18.0	15.3	3.5	2.0

		Question (first ranked response) - Thinking about Canada in relation with the countries below, could you please identify the first and second ranked countries that are closest with Canada in terms of human rights?							
		Total	The US	Britain	Japan	France	Germany	China	Mexico
		Responses	Percentage	Percentage	Percentage	Percentage	Percentage	Percentage	Percentage
Canada	2008	1073	43.5	34.3	2.2	14.1	4.8	.7	.5
	2007	1081	24.1	40.4	3.9	18.0	9.6	1.8	2.2
	2006	1055	23.5	39.5	4.0	18.2	9.1	2.6	3.1
	2005	1103	26.4	42.7	2.9	15.1	7.7	1.5	3.7

		Question (second ranked response) - Thinking about Canada in relation with the countries below, could you please identify the first and second ranked countries that are closest with Canada in terms of human rights?							
		Total	The US	Britain	Japan	France	Germany	China	Mexico
		Responses	Percentage	Percentage	Percentage	Percentage	Percentage	Percentage	Percentage
Canada	2008	1073	23.7	39.6	4.3	18.5	8.8	2.6	2.5
	2007	1081	24.1	40.4	3.9	18.0	9.6	1.8	2.2
	2006	1055	23.5	39.5	4.0	18.2	9.1	2.6	3.1
	2005	1103	26.4	42.7	2.9	15.1	7.7	1.5	3.7

NORTH AMERICAN MONITOR

Tracking perceptions on US-Canada relations

		Question (first ranked response) - Thinking about Canada in relation with the countries below, could you please identify the first and second ranked countries that are closest with Canada in terms of family values?							
		Total	The US	Britain	Japan	France	Germany	China	Mexico
		Responses	Percentage	Percentage	Percentage	Percentage	Percentage	Percentage	Percentage
Canada	2008	1073	41.1	26.9	7.9	13.0	4.8	3.2	3.1
	2007	1081	40.5	27.9	8.4	14.4	4.6	2.5	1.6
	2006	1055	42.9	25.7	6.5	14.3	4.8	3.6	2.1
	2005	1103	43.1	30.4	7.5	12.0	3.2	2.2	1.7

		Question (second ranked response) - Thinking about Canada in relation with the countries below, could you please identify the first and second ranked countries that are closest with Canada in terms of family values?							
		Total	The US	Britain	Japan	France	Germany	China	Mexico
		Responses	Percentage	Percentage	Percentage	Percentage	Percentage	Percentage	Percentage
Canada	2008	1073	22.1	36.7	7.2	15.1	8.7	5.6	4.7
	2007	1081	23.0	37.0	7.2	15.0	9.6	4.0	4.2
	2006	1055	24.6	36.9	5.2	15.7	8.1	6.2	3.3
	2005	1103	23.8	40.3	6.7	12.3	8.1	5.0	3.7

		Question (first ranked response) - Thinking about Canada in relation with the countries below, could you please identify the first and second ranked countries that are closest with Canada in terms of business values?							
		Total	The US	Britain	Japan	France	Germany	China	Mexico
		Responses	Percentage	Percentage	Percentage	Percentage	Percentage	Percentage	Percentage
Canada	2008	1073	58.5	15.0	11.1	4.1	4.6	4.9	1.8
	2007	1081	60.4	14.0	11.1	3.6	5.9	3.9	1.1
	2006	1055	60.9	12.0	10.8	4.8	4.8	5.1	1.4
	2005	1103	63.1	16.8	8.8	4.3	3.5	3.0	0.5

NORTH AMERICAN MONITOR

Tracking perceptions on US-Canada relations

		Question (second ranked response) - Thinking about Canada in relation with the countries below, could you please identify the first and second ranked countries that are closest with Canada in terms of business values?							
		Total Responses	The US Percentage	Britain Percentage	Japan Percentage	France Percentage	Germany Percentage	China Percentage	Mexico Percentage
Canada	2008	1073	15.6	34.0	12.4	10.1	13.4	9.6	4.9
	2007	1081	16.6	33.1	13.7	8.3	12.8	10.3	5.3
	2006	1055	17.1	34.7	16.0	8.3	10.2	9.5	4.2
	2005	1103	16.1	37.6	18.1	8.5	9.6	6.6	3.4

		Question (first ranked response) - Thinking about when a package or a shipping container of goods enters Canada from one of the countries below, please rank the first and second country that Canadian customs officials should thoroughly inspect the shipment?							
		Total Responses	The US Percentage	Britain Percentage	Japan Percentage	France Percentage	Germany Percentage	China Percentage	Mexico Percentage
Canada	2008	1073	14.5	1.2	2.9	1.9	1.9	42.1	35.5
	2007	1081	14.2	1.2	2.4	1.5	2.1	47.3	31.3
	2006	1055	21.0	4.3	2.7	1.8	4.3	27.7	38.2
	2005	1103	24.4	1.3	2.6	1.6	3.0	28.1	39.0

		Question (second ranked response) - Thinking about when a package or a shipping container of goods enters Canada from one of the countries below, please rank the first and second country that Canadian customs officials should thoroughly inspect the shipment?							
		Total Responses	The US Percentage	Britain Percentage	Japan Percentage	France Percentage	Germany Percentage	China Percentage	Mexico Percentage
Canada	2008	1073	14.2	4.3	10.4	3.9	5.5	26.4	35.3
	2007	1081	11.5	3.8	8.3	3.2	4.5	26.3	42.4
	2006	1055	15.0	7.8	10.1	5.3	7.9	25.9	28.1
	2005	1103	12.7	7.3	7.0	3.2	7.4	29.4	33.1

NORTH AMERICAN MONITOR

Tracking perceptions on US-Canada relations

Question (first ranked response) - Thinking about when a visitor from one of the countries below arrives at the Canadian border, please rank the first and second country whose visitors Canadian customs officials should question most thoroughly?

		Total	The US	Britain	Japan	France	Germany	China	Mexico
		Responses	Percentage	Percentage	Percentage	Percentage	Percentage	Percentage	Percentage
Canada	2008	1073	21.6	2.0	2.5	2.9	4.5	30.8	35.8
	2007	1081	23.3	2.1	3.1	3.6	4.3	29.2	34.2
	2006	1055	25.6	5.9	2.7	4.2	5.7	24.0	32.0
	2005	1103	29.6	2.9	2.5	3.8	4.5	25.5	31.2

Question (second ranked response) - Thinking about when a visitor from one of the countries below arrives at the Canadian border, please rank the first and second country whose visitors Canadian customs officials should question most thoroughly?

		Total	The US	Britain	Japan	France	Germany	China	Mexico
		Responses	Percentage	Percentage	Percentage	Percentage	Percentage	Percentage	Percentage
Canada	2008	1073	14.7	6.1	8.3	5.9	8.9	26.9	29.3
	2007	1081	10.2	6.3	9.0	7.0	9.3	28.2	30.1
	2006	1055	14.1	10.8	8.2	6.3	10.3	22.3	28.1
	2005	1103	12.7	9.1	7.4	5.7	11.2	24.2	29.7

Question - In terms of national security (i.e. NATO, the United Nations), should Canada and the United States be moving towards greater and closer cooperation or should they be maintaining separate national security policies and priorities?

		Total	Much closer cooperation	Somewhat closer cooperation	Stay the same/no change	Somewhat separate	Completely separate	Can't choose/don't know
		Responses	Percentage	Percentage	Percentage	Percentage	Percentage	Percentage
Canada	2008	1073	20.0	33.9	16.2	13.6	9.5	6.7
	2007	1081	19.5	32.4	15.9	18.6	9.4	4.2
	2006	1055	28.2	30.8	13.1	14.7	8.4	4.7
	2005	1103	29.8	34.5	11.3	12.1	9.8	2.5

NORTH AMERICAN MONITOR

Tracking perceptions on US-Canada relations

Question - In terms of border security, should Canada and the United States be moving towards greater and closer cooperation or should they be maintaining separate national security policies and priorities?

		Total	Much closer cooperation	Somewhat closer cooperation	Stay the same/no change	Somewhat separate	Completely separate	Can't choose/don't know
		Responses	Percentage	Percentage	Percentage	Percentage	Percentage	Percentage
Canada	2008	1073	31.2	33.7	14.8	8.8	6.7	4.8
	2007	1081	31.7	37.2	11.5	9.9	6.9	2.8
	2006	1055	39.6	32.6	11.1	7.9	6.1	2.7
	2005	1103	39.4	35.9	10.5	7.0	5.5	1.6

Question - In terms of anti-terrorism measures, should Canada and the United States be moving towards greater and closer cooperation or should they be maintaining separate national security policies and priorities?

		Total	Much closer cooperation	Somewhat closer cooperation	Stay the same/no change	Somewhat separate	Completely separate	Can't choose/don't know
		Responses	Percentage	Percentage	Percentage	Percentage	Percentage	Percentage
Canada	2008	1073	36.6	26.7	13.0	9.8	8.9	5.0
	2007	1081	37.0	30.1	9.3	12.1	9.3	2.2
	2006	1055	46.4	27.5	7.6	7.8	8.2	2.6
	2005	1103	43.7	29.6	7.0	9.4	8.9	1.4

Question - In your opinion, how important or unimportant is it for Canada and the United States to work together to develop an integrated energy policy to remove any dependence on Middle East Oil? Is it very important, somewhat important, somewhat important, somewhat unimportant or very unimportant?

		Total	Very important	Somewhat important	Neither important nor unimportant	Somewhat unimportant	Very unimportant	Unsure
		Responses	Percentage	Percentage	Percentage	Percentage	Percentage	Percentage
Canada	2008	1073	49.7	30.7	6.6	4.0	4.3	4.8
	2007	1081	48.0	32.5	5.9	4.2	4.7	4.7
	2006	1055	55.5	30.1	5.1	2.7	3.5	3.1
	2005	1103	57.1	27.6	5.6	3.8	3.4	2.5

NORTH AMERICAN MONITOR

Tracking perceptions on US-Canada relations

OPINIONS OF AMERICANS



		Question -The US should follow its own interests, even if this leads to conflict with other nations						
		Total	Strongly agree	Agree	Neither agree nor disagree	Disagree	Strongly disagree	Can't choose
		Responses	Percentage	Percentage	Percentage	Percentage	Percentage	Percentage
USA	2008	1096	15.9	34.1	21.8	16.9	8.0	3.3
	2007	1087	15.7	32.7	23.5	17.2	8.0	2.9
	2006	1089	18.4	31.3	21.9	16.4	7.2	4.8
	2005	1057	18.5	31.5	20.2	20.3	7.4	2.1

		Question (first ranked response) - Thinking about the US in relation with the countries below, could you please identify the first and second ranked countries that are closest with the United States in terms of human rights?							
		Total	Canada	Britain	Japan	France	Germany	China	Mexico
		Responses	Percentage	Percentage	Percentage	Percentage	Percentage	Percentage	Percentage
USA	2008	1096	48.5	36.9	2.7	3.9	2.4	3.6	2.1
	2007	1087	43.6	40.4	2.7	5.5	2.4	3.4	2.0
	2006	1089	41.6	46.1	2.9	2.2	2.1	2.5	2.5
	2005	1057	51.4	40.5	1.9	1.9	1.7	1.0	1.6

		Question (second ranked response) - Thinking about the US in relation with the countries below, could you please identify the first and second ranked countries that are closest with the United States in terms of human rights?							
		Total	Canada	Britain	Japan	France	Germany	China	Mexico
		Responses	Percentage	Percentage	Percentage	Percentage	Percentage	Percentage	Percentage
USA	2008	1096	29.6	37.4	4.7	11.3	7.5	4.4	5.1
	2007	1087	32.6	33.0	4.9	9.4	9.2	4.0	6.9
	2006	1089	35.3	31.7	8.2	8.6	7.2	4.2	4.8
	2005	1057	31.5	41.7	5.1	6.4	6.4	3.0	5.8

NORTH AMERICAN MONITOR

Tracking perceptions on US-Canada relations

		Question (first ranked response) - Thinking about the US in relation with the countries below, could you please identify the first and second ranked countries that are closest with the United States in terms of family values?							
		Total Responses	Canada Percentage	Britain Percentage	Japan Percentage	France Percentage	Germany Percentage	China Percentage	Mexico Percentage
USA	2008	1096	43.5	28.0	8.6	3.5	3.3	5.5	7.5
	2007	1087	38.6	30.7	11.3	4.1	4.0	4.2	7.1
	2006	1089	35.8	36.7	11.4	2.4	2.8	5.3	5.6
	2005	1057	41.3	35.6	12.1	1.5	2.4	2.5	4.7

		Question (second ranked response) - Thinking about the US in relation with the countries below, could you please identify the first and second ranked countries that are closest with the United States in terms of family values?							
		Total Responses	Canada Percentage	Britain Percentage	Japan Percentage	France Percentage	Germany Percentage	China Percentage	Mexico Percentage
USA	2008	1096	25.7	36.2	8.2	8.2	8.0	5.4	8.4
	2007	1087	27.4	31.5	10.6	6.8	9.6	6.5	7.6
	2006	1089	29.9	29.1	10.0	8.2	9.0	7.7	6.1
	2005	1057	29.7	34.3	9.7	4.9	7.0	7.6	6.8

		Question (first ranked response) - Thinking about the US in relation with the countries below, could you please identify the first and second ranked countries that are closest with the United States in terms of business values?							
		Total Responses	Canada Percentage	Britain Percentage	Japan Percentage	France Percentage	Germany Percentage	China Percentage	Mexico Percentage
USA	2008	1096	19.7	22.1	31.2	2.5	5.2	18.0	1.2
	2007	1087	17.7	19.8	36.1	2.6	6.3	15.9	1.6
	2006	1089	13.7	24.9	37.2	2.3	6.5	14.1	1.4
	2005	1057	18.0	25.9	39.2	1.3	5.5	8.5	1.4

NORTH AMERICAN MONITOR

Tracking perceptions on US-Canada relations

Question (second ranked response) - Thinking about the US in relation with the countries below, could you please identify the first and second ranked countries that are closest with the United States in terms of business values?

		Total	Canada	Britain	Japan	France	Germany	China	Mexico
		Responses	Percentage	Percentage	Percentage	Percentage	Percentage	Percentage	Percentage
USA	2008	1096	17.3	21.6	21.4	4.5	16.0	14.4	4.7
	2007	1087	16.6	24.0	18.9	5.8	14.0	17.0	3.7
	2006	1089	18.3	20.7	21.0	4.9	15.8	14.9	4.5
	2005	1057	19.0	23.7	16.8	3.9	15.3	17.8	3.4

Question (first ranked response) - Thinking about when a package or a shipping container of goods enters the US from one of the countries below, please rank the first and second country that American customs officials should thoroughly inspect the shipment?

		Total	Canada	Britain	Japan	France	Germany	China	Mexico
		Responses	Percentage	Percentage	Percentage	Percentage	Percentage	Percentage	Percentage
USA	2008	1096	4.8	2.7	3.8	3.6	2.5	41.5	41.2
	2007	1087	3.0	3.4	5.6	3.4	4.1	48.4	32.1
	2006	1089	4.4	5.9	5.8	6.8	5.6	27.5	44.0
	2005	1057	5.1	2.8	4.9	6.2	3.9	27.8	49.3

Question (second ranked response) - Thinking about when a package or a shipping container of goods enters the US from one of the countries below, please rank the first and second country that American customs officials should thoroughly inspect the shipment?

		Total	Canada	Britain	Japan	France	Germany	China	Mexico
		Responses	Percentage	Percentage	Percentage	Percentage	Percentage	Percentage	Percentage
USA	2008	1096	6.6	4.1	10.5	7.4	8.2	29.3	33.8
	2007	1087	6.6	3.8	14.0	7.6	7.4	25.2	35.5
	2006	1089	8.8	4.7	10.3	13.4	11.1	28.9	22.7
	2005	1057	9.1	4.3	8.3	11.4	10.1	31.6	25.2

NORTH AMERICAN MONITOR

Tracking perceptions on US-Canada relations

Question (first ranked response) - Thinking about when a visitor from one of the countries below arrives at the US border, please rank the first and second country whose visitors American customs officials should question most thoroughly?

		Total	Canada	Britain	Japan	France	Germany	China	Mexico
		Responses	Percentage	Percentage	Percentage	Percentage	Percentage	Percentage	Percentage
USA	2008	1096	4.3	2.5	4.5	4.4	4.9	24.2	55.3
	2007	1087	4.0	4.7	4.0	7.0	7.2	22.0	51.0
	2006	1089	4.9	6.3	4.3	10.1	6.7	18.0	49.6
	2005	1057	5.7	3.8	3.5	9.3	6.3	21.0	50.3

Question (second ranked response) - Thinking about when a visitor from one of the countries below arrives at the US border, please rank the first and second country whose visitors American customs officials should question most thoroughly?

		Total	Canada	Britain	Japan	France	Germany	China	Mexico
		Responses	Percentage	Percentage	Percentage	Percentage	Percentage	Percentage	Percentage
USA	2008	1096	11.3	3.4	9.1	10.9	11.8	32.8	20.8
	2007	1087	11.6	4.8	10.3	10.9	14.5	28.0	19.9
	2006	1089	11.5	5.2	9.2	13.9	13.8	28.2	18.2
	2005	1057	11.0	6.0	9.0	13.6	12.8	27.5	20.1

Question - In terms of national security (i.e. NATO, the United Nations), should Canada and the United States be moving towards greater and closer cooperation or should they be maintaining separate national security policies and priorities?

		Total	Much closer cooperation	Somewhat closer cooperation	Stay the same/no change	Somewhat separate	Completely separate	Can't choose/don't know
		Responses	Percentage	Percentage	Percentage	Percentage	Percentage	Percentage
USA	2008	1096	28.2	39.8	18.1	5.0	4.2	4.6
	2007	1087	30.0	40.3	15.5	4.8	6.0	3.3
	2006	1089	41.1	32.6	11.0	4.5	5.1	5.6
	2005	1057	37.2	35.5	11.3	6.7	5.8	3.5

NORTH AMERICAN MONITOR

Tracking perceptions on US-Canada relations

Question - In terms of border security, should Canada and the United States be moving towards greater and closer cooperation or should they be maintaining separate national security policies and priorities?

		Total	Much closer cooperation	Somewhat closer cooperation	Stay the same/no change	Somewhat separate	Completely separate	Can't choose/don't know
		Responses	Percentage	Percentage	Percentage	Percentage	Percentage	Percentage
USA	2008	1096	37.5	36.1	15.8	3.6	2.8	4.2
	2007	1087	40.1	36.5	14.4	2.8	3.7	2.6
	2006	1089	49.3	30.6	8.5	3.9	2.8	4.9
	2005	1057	46.9	34.3	9.3	3.2	3.6	2.7

Question - In terms of anti-terrorism measures, should Canada and the United States be moving towards greater and closer cooperation or should they be maintaining separate national security policies and priorities?

		Total	Much closer cooperation	Somewhat closer cooperation	Stay the same/no change	Somewhat separate	Completely separate	Can't choose/don't know
		Responses	Percentage	Percentage	Percentage	Percentage	Percentage	Percentage
USA	2008	1096	46.9	31.6	12.3	2.7	2.8	3.7
	2007	1087	52.8	30.8	8.7	3.2	2.1	2.5
	2006	1089	60.7	23.7	6.2	2.3	2.6	4.4
	2005	1057	55.8	30.3	6.7	2.2	2.9	2.2

Question - In your opinion, how important or unimportant is it for Canada and the United States to work together to develop an integrated energy policy to remove any dependence on Middle East Oil? Is it very important, somewhat important, somewhat unimportant or unimportant?

		Total	Very important	Somewhat important	Neither important nor unimportant	Somewhat unimportant	Very unimportant	Unsure
		Responses	Percentage	Percentage	Percentage	Percentage	Percentage	Percentage
USA	2008	1096	60.4	27.0	6.6	1.6	.9	3.5
	2007	1087	58.9	29.0	5.6	1.5	2.1	2.9
	2006	1089	65.6	22.8	5.3	1.1	1.1	4.0
	2005	1057	64.7	24.3	4.7	1.8	1.9	2.7
