

Canadian Election Watch

Seat projections and political commentary from an exiled Quebecer. Occasional observations about American and Québec politics as well.

Current Projection:  **124**  **104**  **46**  **34**

Last day of polling included: February 4, 2010

These projections reflect recent polling. They are NOT predictions about the results of the next election.

Mapped Projection, 30 Dec 2009



This may not be the latest projection, since only some are mapped. Riding-specific projections should be taken with even greater caution than aggregate ones.

Labels

[Projection](#) (56)

[Canadian Politics](#) (18)

[About this Blog](#) (5)

[Mapped Projection](#) (2)

[Commentary](#) (1)





[Result Maps](#) (1)

[U.S. Politics](#) (1)

2008 Results

Canada (308)

	143
	77
	49
	37
IND	2

	BC	AB	SK	MB	ON	QC	NB	NS	PE	NL	Terr.
	16	27	12	9	42	9	5	4			
	10		1	1	52	19	4	5	4	6	2
						46					
	10	1	1	4	12	1	1	2		1	1

MONDAY, FEBRUARY 8, 2010

Nanos: Small Conservative Lead

Nanos Research has released its first poll of the year, and it shows a 1.7% Tory lead, which is consistent with the recent poll average. Where Nanos diverges from recent polls, however, is that it has the Greens much lower than other ones (5.6%), and the Liberals (33.9%) and Conservatives (35.6%) much higher. Moreover, in the key battleground of Ontario, the NDP posted a paltry 10.9% in this poll.

(Speaking of the NDP: I join the chorus of Canadians wishing Jack Layton all the best in his fight against cancer. I can't help but wonder, though, if this is going to throw off polls in the coming week...)

All this causes a redistribution of seats from the Bloc and the NDP to the Conservatives and the Liberals:

CON - 124

LIB - 104

BQ - 46

NDP - 34

This is tied for the lowest result for the Bloc since the creation of this website. The Bloc is not actually doing that poorly in recent polls - it's just that the Grits' rise is hurting them. Indeed, for the Liberals, this is tied for their highest projection since mid-August; for the NDP, this is tied for the lowest since late October, again on Liberal strength rather than their own weakness.

Posted by Election Watcher at [09:30](#)

Labels: [Projection](#)

0 comments:

[Post a Comment](#)

[Home](#)

[Older Post](#)

Subscribe to: [Post Comments \(Atom\)](#)